

**Acknowledgement of Transfer of Tax Rolls and Delivery of Receipt between
Outgoing Tax Assessor-Collector and Successor Tax Assessor-Collector**

Whereas, Texas Local Government Code 112.034 mandates on leaving office the outgoing Tax Assessor-Collector (Outgoing Collector) shall deliver the tax rolls in that officer's possession to the successor officer (Successor Collector). Additionally, the Successor Collector is required to give the Outgoing Collector a written receipt for the amount of taxes owed on those rolls, specifying the amount of each fund and each year separately and also indicating the amount due on the indigent and delinquent taxpayer lists.

Therefore, on this the 30th day of December 2016, the Upshur County Tax Assessor-Collector, also referred herein as Outgoing Collector, hereby delivers all tax rolls in his possession to the Successor Collector, who was elected as the successor tax assessor-collector by Upshur County taxpayers on November 7, 2016 and will take office on January 1, 2017.


Successor Collector, by signature below, acknowledges delivery of tax rolls and hereby issues the attached receipt(s) labeled Exhibit A and incorporated herein by reference, to Outgoing Collector which specifies the amount of each fund and each year separately, as well the amount due on the indigent and delinquent taxpayer lists.

Outgoing Collector, by signature below, acknowledges delivery of receipt(s), which shall be delivered to the auditor who shall charge the credited amounts to the Successor Collector in the proper accounts.

Outgoing Collector




Sherron Laminack



Luana Howell

Date 1-5-17

Date 1-5-17

FILED
TERRI ROSS
COUNTY CLERK
2017 JAN 13 AM 11:21
BY  UPSHUR COUNTY, TX.
DEPUTY

TAX COLLECTION SYSTEM
TAX COLLECTOR MONTHLY REPORT
FROM 12/01/2016 TO 12/31/2016

FISCAL START: 10/01/2016 END: 09/30/2017 JURISDICTION: 0230 UPSHUR COUNTY

	CERT TAXABLE VALUE	ADJUSTMENTS	ADJ TAX VALUE	TAX RATE	TAX LEVY	PAID ACCTS
	-----	-----	-----	-----	-----	-----
CURRENT YEAR	1,931,988,797	4,705,119	1,936,693,916	00.569800	10,556,000.73	37,329
	-----	-----	-----	-----	-----	-----


YEAR	TAXES DUE	MONTH ADJ	ADJUSTMENT YTD	LEVY PAID	PAID YTD	BALANCE	COLL %	YTD UNCOLL

2016	10,600,484.50	7,984.35-	44,483.77-	1,923,514.68	5,300,012.90	5,255,987.83	50.21	271.22-
2015	430,998.25	1,748.87-	1,420.12-	15,895.24	56,832.39	372,745.74	13.23	630.39-
2014	285,308.36	393.52-	571.02-	6,973.90	22,447.15	262,290.19	7.88	307.52-
2013	215,591.45	3.58-	394.59-	1,820.95	10,744.89	204,451.97	4.99	391.01-
2012	193,225.31	57.19-	458.60-	1,977.83	9,948.08	182,818.63	5.16	401.41-
2011	140,041.41	49.64-	437.16-	1,454.00	3,962.67	135,641.58	2.84	389.12-
2010	115,548.83	.00	246.78-	1,199.70	3,202.81	112,099.24	2.78	246.78-
2009	94,025.51	.00	305.35-	983.24	2,842.50	90,877.66	3.03	305.35-
2008	85,715.51	.00	268.51-	687.49	2,710.68	82,736.32	3.17	268.51-
2007	95,540.71	.00	267.33-	507.08	2,012.17	93,261.21	2.11	267.33-
2006	79,449.14	.00	321.80-	443.60	1,322.96	77,804.38	1.67	321.80-
2005	47,001.65	.00	303.91-	368.80	567.77	46,129.97	1.22	303.91-
2004	36,915.94	.00	275.45-	116.71	221.73	36,418.76	.61	275.45-
2003	34,966.82	.00	93.86-	179.76	394.32	34,478.64	1.13	93.86-
2002	30,311.19	.00	50.03-	139.72	529.64	29,731.52	1.75	50.03-
2001	23,538.45	.00	14.16-	81.97	236.91	23,287.38	1.01	14.16-
2000	19,716.41	.00	14.90-	49.22	93.25	19,608.26	.47	14.90-
1999	15,915.90	.00	14.30-	81.08	100.75	15,800.85	.63	14.30-
1998	13,576.99	.00	13.68-	66.75	87.85	13,475.46	.65	13.68-
1997	11,891.72	.00	8.41-	22.92	33.41	11,849.90	.28	8.41-
1996	9,624.28	115.62-	115.62-	0.00	31.00	9,477.66	.33	115.62-
1995	30,218.88	215.73-	215.73-	0.00	76.50	29,926.65	.25	215.73-
****	12,609,607.21	10,568.50-	50,295.08-	1,956,564.64	5,418,412.33	7,140,899.80		4,920.49-

TAX COLLECTION SYSTEM
TAX COLLECTOR MONTHLY REPORT
FROM 12/01/2016 TO 12/31/2016

FISCAL START: 10/01/2016 END: 09/30/2017 JURISDICTION: ALL JURISDICTIONS

YEAR	TAXES DUE	MONTH ADJ	ADJUSTMENT YTD	LEVY PAID	PAID YTD	BALANCE	COLL %	YTD UNCOLL
2016	35,389,555.84	18,950.09-	259,384.39-	6,431,546.04	17,599,907.50	17,530,263.95	50.10	1,096.13-
2015	1,463,680.81	5,850.15-	3,619.36-	49,034.66	260,386.37	1,199,675.08	17.83	3,133.43-
2014	926,452.67	1,244.21-	3,486.00	22,938.05	95,313.70	834,624.97	10.25	1,295.05-
2013	735,614.90	10.07-	4,296.49	7,046.43	49,956.68	689,954.71	6.75	1,456.59-
2012	668,372.36	82.02-	2,751.80	7,136.94	48,691.62	622,432.54	7.26	1,505.01-
2011	507,882.40	92.03-	1,527.01-	5,860.15	19,347.43	487,007.96	3.82	1,579.40-
2010	426,944.95	.00	1,690.55-	4,823.61	14,891.79	410,362.61	3.50	1,690.68-
2009	364,777.80	.00	1,556.50-	4,037.02	11,545.69	351,675.61	3.18	1,556.49-
2008	328,873.75	.00	1,330.03-	2,822.94	10,355.21	317,188.51	3.16	1,330.03-
2007	345,700.81	.00	1,249.07-	2,376.04	7,909.25	336,542.49	2.30	1,249.06-
2006	308,477.38	.00	1,584.27-	1,927.76	5,922.96	300,970.15	1.93	1,584.26-
2005	173,446.88	.00	1,791.68-	1,531.17	2,741.59	168,913.61	1.60	1,407.29-
2004	131,587.28	.00	1,381.67-	436.40	769.60	129,436.01	.59	1,270.68-
2003	122,352.79	.00	420.63-	632.29	1,653.20	120,278.96	1.36	420.63-
2002	103,627.87	.00	228.17-	467.02	2,130.14	101,269.56	2.06	228.17-
2001	74,436.36	.00	57.31-	278.35	1,051.88	73,327.17	1.41	57.31-
2000	62,810.37	.00	57.81-	173.97	451.73	62,300.83	.72	57.81-
1999	51,182.92	.00	57.15-	300.52	444.03	50,681.74	.87	57.15-
1998	44,411.33	.00	54.13-	245.91	383.73	43,973.47	.87	54.13-
1997	38,592.95	.00	141.21-	80.80	160.35	38,291.39	.42	32.14-
1996	32,199.15	395.67-	411.99-	0.00	131.81	31,655.35	.41	395.67-
1995	89,885.80	732.32-	757.25-	12.56	362.59	88,765.96	.41	732.32-
****	42,390,867.37	27,356.56-	266,765.89-	6,543,708.63	18,134,508.85	23,989,592.63		22,189.43-

FILED
TERRI ROSS
COUNTY CLERK
2017 JAN 13 AM 11:21
BY  UP SHAUR, COUNTY, TX.
DEPUTY